

# Coffee Break Boost

Get the Buzz on Your Data

OCS HomeCare  
Monthly Q&A Session  
July 26, 2011



Provided by OCS Education E-learning Network

Confidential- For OCS Client Use Only

OCS HomeCare  
Bring home positive outcomes

---

---

---

---

---

---

---

---

## Agenda

- Welcome and Introductions
- Monthly Q&A calls
  - Next call August 30, 2011
- Breaking News!
- Roadmaps
  - Acute Care Hospitalization
  - Improving Medication Management
- Q&A

OCS HomeCare

---

---

---

---

---

---

---

---

## BREAKING NEWS!!

- Home Health Compare UPDATED July 21, 2011
- Outcome and Process Measures
- No Emergent Care



OCS HomeCare

---

---

---

---

---

---

---

---

# BREAKING NEWS!!

New! Integrated Public Reporting Site  
Quality Care Finder



OCSHomeCare

---

---

---

---

---

---

---

---

# About the Data

- About the Data: Great Resource for Understanding



OCSHomeCare

---

---

---

---

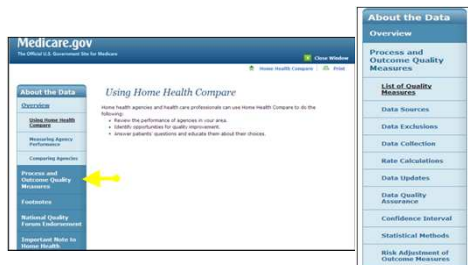
---

---

---

---

# About the Data



OCSHomeCare

---

---

---

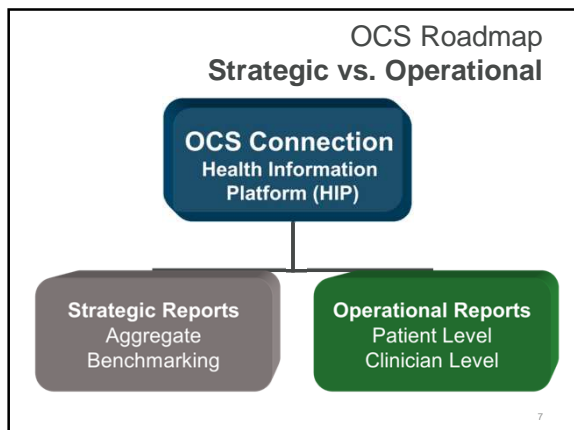
---

---

---

---

---




---

---

---

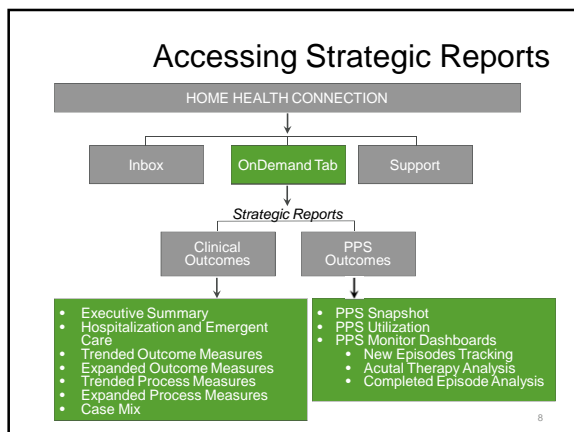
---

---

---

---

---




---

---

---

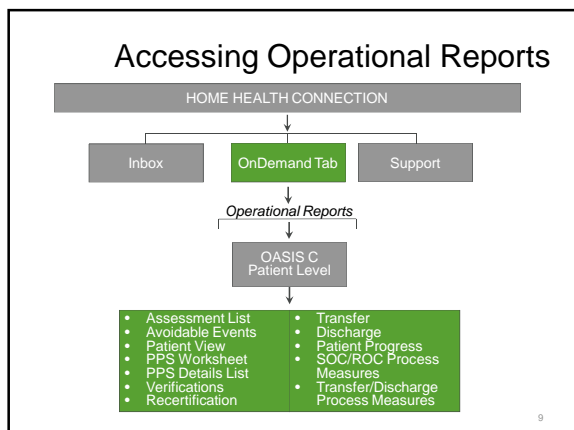
---

---

---

---

---




---

---

---

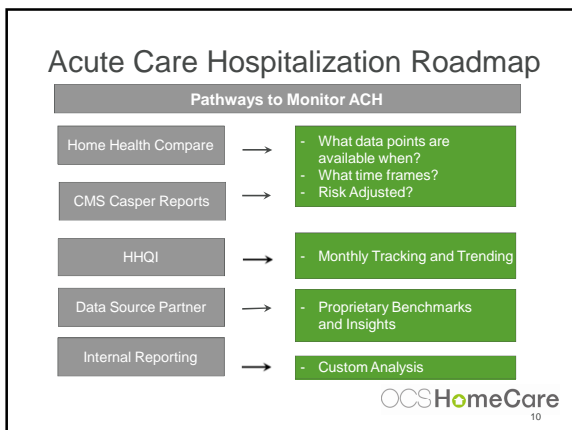
---

---

---

---

---




---

---

---

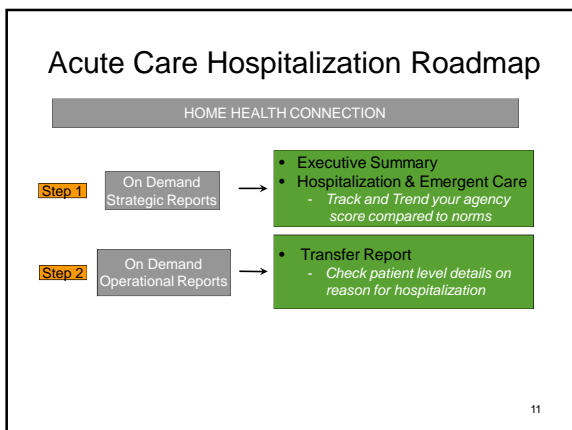
---

---

---

---

---




---

---

---

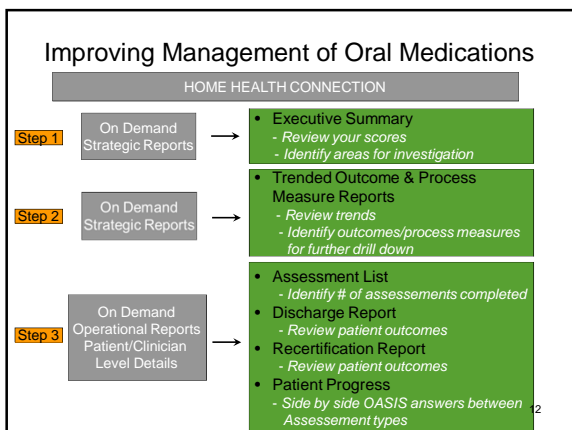
---

---

---

---

---




---

---

---

---

---

---

---

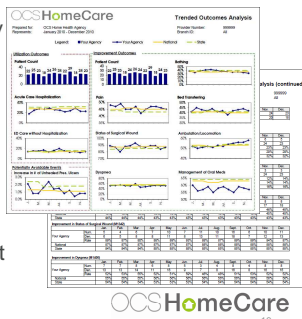
---



### Performance Improvement

Q: What is the best way to track the outcomes for my agency?

A: Utilize the Trended Outcome Report to track the outcome measures. This report displays a run chart that is updated monthly.




---

---

---

---

---

---

---

---

### OCS Report Use

Q: We are a small agency with limited resources and don't have the time we would like to look at the OCS reports on a regular basis. Are there one or two reports that we can look at to keep track of how my agency is doing?

- A:
- Yes! Use the Executive Summary report as a monthly review of your case weight, outcomes, ACH rate, length of stay, and visit utilization.
  - We would also suggest you use the Trended Outcome and Process Measure reports to look at your trends for publicly reported outcomes.




---

---

---

---

---

---

---

---

### Improving Management of Oral Medications

Q: I want to understand the details of our score for improving medications. What should I do to figure this out?

- A:
- Start with the strategic reports to identify your score ie; Executive Summary, Trended Reports.
  - Drill down these strategic reports by diagnosis or payor. This will highlight gaps/variances in your score.
  - Utilize the Discharge Report to monitor your outcomes by clinician and/or patient.




---

---

---

---

---

---

---

---

### OCS Reports and Home Health Compare

Q: When I look at my OCS scores and the scores on Home Health Compare they are not the same. Why is that?

A:

- Remember that the information posted on Home Health Compare is not current.
- The current posting from July 21<sup>st</sup> represents data from April 1, 2010 through March 31, 2011.
- Your OCS data represents real time data, based on what is sent to OCS.



---

---

---

---

---

---

---

---

### Agency Case Weight

Q: I want to track our agency case weight by month. Where do I find this?

A:

- The Executive Summary includes the SOC case weight. You can run this report by month or quarter.
- If you want adjusted case weight (EOC) then use the PPS Snapshot report.



---

---

---

---

---

---

---

---



**Contact us:**

OCS Client Support  
Email: [tech@ocsys.com](mailto:tech@ocsys.com)  
Phone: 866.641.8324

Strategic Advisor  
Sue Blockberger-Miller MSN, RN  
[education@ocsys.com](mailto:education@ocsys.com)



---

---

---

---

---

---

---

---