

Coffee Break Boost

Get the Buzz on Your Data

**OCS HomeCare
Monthly Q&A Session
September 27, 2011**

Provided by OCS Education E-learning
Network

Confidential- For OCS Client Use Only



1



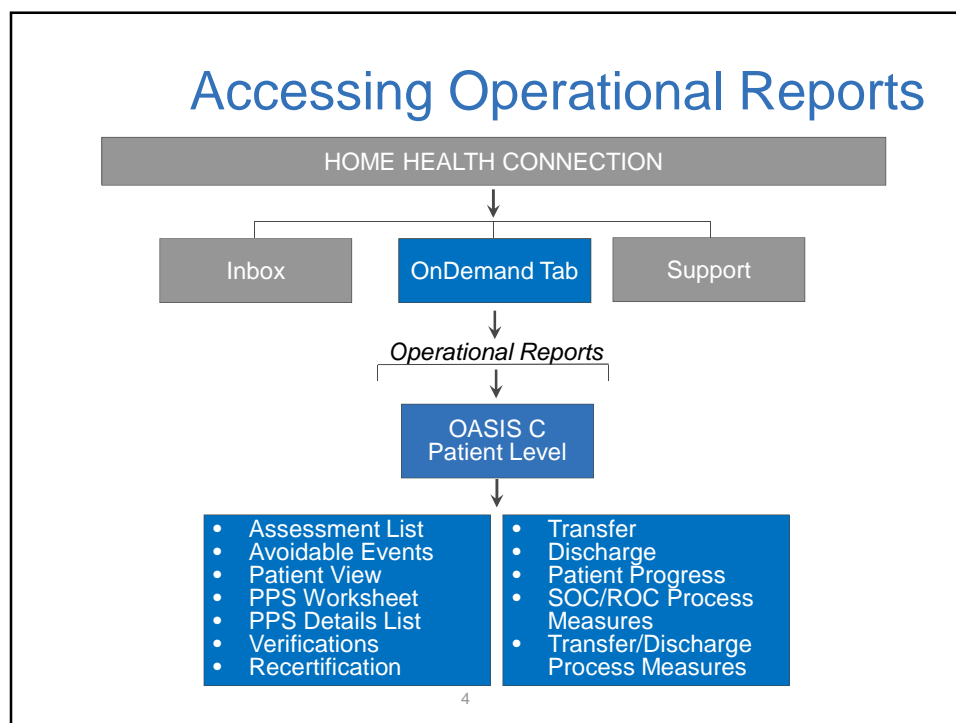
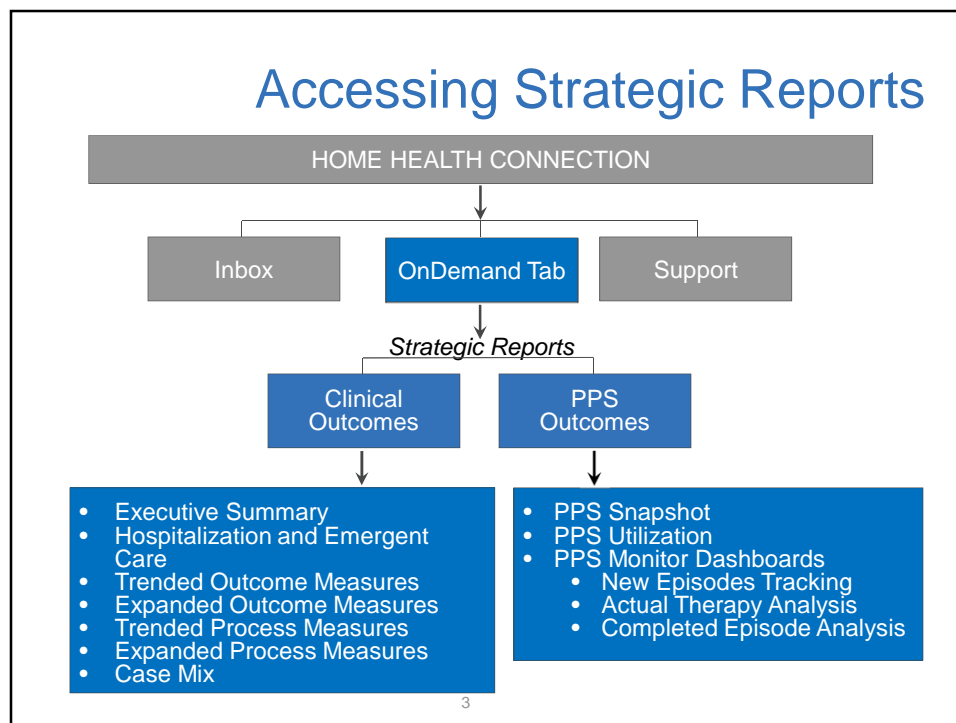
Agenda

- Welcome and Introductions
- Monthly Q&A calls
 - Next call October 25, 2011
- OCS Roadmap: Drilling Down Your Data
- Q&A

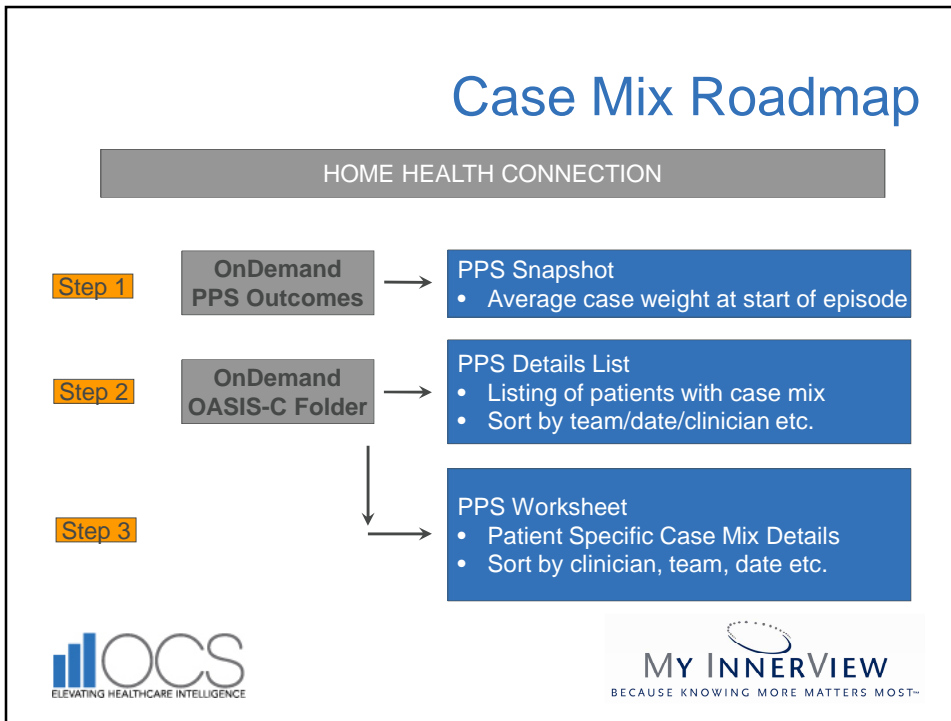


2





Case Mix Roadmap



PPS Snapshot Highlights of the Report

OCS HomeCare PPS Snapshot

Prepared for: OCS Home Health Agency Provider Number: 999999
 Data Represents: Episodes Ended January - 2010

	Your Agency	State Norm	Regional Norm	National Norm
Comparative Analysis				
Total Count of Episodes (with visit data)	46	1,150	2,738	57,634
Overall average reimbursement per episode	\$3,566	\$2,460	\$2,435	\$2,249
Overall average cost per episode	\$2,257	\$1,370	\$2,249	\$2,025
Overall average contribution per episode	\$1,308	\$1,070	\$490	\$224
Overall average margin per episode	36.7%	44.2%	17.9%	10.0%
Standard Episodes (non-LUPAs, non-Outliers)				
Percent of episodes	85.0%	93.5%	90.4%	90.4%
Average case weight at start of episode	1.2983	1.2838	1.2878	1.2792
Average adjusted case weight	1.2130	1.2098	1.1987	1.1952
Average NRS severity weight	0.6523	0.8012	0.7134	0.7569
Average NRS add-on payment	\$49	\$53	\$43	\$42
Average anticipated reimbursement (RAP)	\$2,530	\$2,290	\$2,697	\$2,697
Average adjusted reimbursement	\$3,051	\$2,216	\$2,957	\$2,657
Average visit costs	\$1,825	\$1,451	\$2,062	\$2,349
Average contribution	\$1,226	\$1,161	\$806	\$608
Average margin	40.2%	44.4%	28.1%	20.6%
Episode Distribution - Standard Episodes				
Early/Low (1 st or 2 nd episode, <14 therapy visits)	20.3%	39.5%	71.7%	72.1%
Early/High (1 st or 2 nd episode, 14-19 therapy visits)	10.1%	7.0%	7.1%	7.8%
Late/Low (3 rd or later episode, <14 therapy visits)	49.8%	41.9%	18.6%	15.5%
Late/High (3 rd or later episode, 14-19 therapy visits)	5.1%	2.3%	0.9%	0.8%
Very High (20+ therapy visits)	15.2%	9.3%	1.8%	3.9%
LUPA Episodes				
Percent of episodes	3.3%	6.5%	18.0%	14.5%
Average anticipated reimbursement (RAP)	\$1,421	\$1,785	\$1,875	\$1,033
Average adjusted reimbursement	\$224	\$296	\$439	\$382

- Highlights**
- SOC Case Weights
 - Adjusted Case Weights
 - Episode Distribution
 - LUPA Rates

Report Options

Agency ID (M0010) OCS Home Care (999999) Branch ID (M0016) N/A

Month: 2010 December
 2011 January
 2010 December
 2010 November
 2010 October
 2010 September
 2010 August
 2010 July
 2010 June
 2010 May
 2010 April
 2010 March

- Report Usages: Check on weekly basis
- Track & Trend your Metrics
 - Strategic Analysis to Identify Variations
 - Coordinate this report with the PPS Utilization Report



OCS HomeCare

PPS Details Patient List

Prepared for: OCS Home Health Agency Branch: All
 Data Represents: Assessments completed between 7/01/2011 – 7/07/2011

Patient Name (M0040)	Patient ID (M0020)	SOC Date (M0030)	Assessment Type (M0100)	Assessment Completed Date (M0090)	Episode Category	HHRG	Case Weight	NRS Level	Anti-Therapy Visits (M2200)	Anticipated Total Episodic Reim.
Clinician: Nancy Nurse				Total Records: 4	Avg. CW: 1.2666			Avg. Reim: \$3,027		
Molly Murphy	IHM1405	07/02/2011	SOC	07/01/2011	Early/Low	C1F2S1	1.0223	1	1	\$2,602
Polly Preston	IHM1997	02/01/2011	Recert	07/02/2011	Late/Low	C2F2S1	0.8974	1	1	\$2,289
Sally Shepard	IHM2763	07/05/2011	SOC	07/07/2011	Early/High	C2F3S2	2.1432	2	14	\$4,708
Terry Thurgood	IHM1354	03/16/2011	ROC	07/06/2011	Early/Low	C3F2S1	1.0033	3	2	\$2,510
Clinician: Jane Smith				Total Records: 4	Avg. CW: 1.2830			Avg. Reim: \$2,892		
Brad House	IHM1698	07/01/2011	SOC	07/01/2011	Early/Low	C1F2S1	1.0126	1	1	\$2,403
James Baldini	IHM1564	02/03/2011	Recert	07/02/2011	Early/Low	C1F2S1	1.0126	1	1	\$2,403
Betsy Starr	IHM2268	07/04/2011	SOC	07/04/2011	Early/Low	C1F2S1	1.0126	1	1	\$2,403
Emily Lemos	IHM1332	03/19/2011	ROC	07/04/2011	Early/Low	C1F2S1	1.0126	1	1	\$2,403

- REPORT HIGHLIGHTS:**
- Patient level PPS details
 - List of assessments by clinician
 - Expected number of therapy visits

Agency ID (M0010) OCS Home Care (999999) Branch ID (M0016) N/A
 Completed Between 07/01/2011 and 07/07/2011 Payer(s) Any Payers
 Clinician Name Team Patient Name Diagnosis View Reports

OCS HomeCare PPS Details Patient List

Prepared for: OCS Home Health Agency Branch: All
 Data Represents: Assessments completed between 7/01/2011 - 7/07/2011

Patient Name (M0040)	Patient ID (M0020)	SOC Date (M0030)	Assessment Type (M0100)	Assessment Completed Date (M0090)	Episode Category	HHRG	Case Weight	NRS Level	Anti-Therapy Visits (M2200)	Anticipated Total Episodic Reim.
Clinician: Nancy Nurse Total Records: 4 Avg. CW: 1.2666 Avg. Reim: \$3,027										
Molly Murphy	IHM1405	07/02/2011	SOC	07/01/2011	Early/Low	C1F251				
Polly Preston	IHM1997	02/01/2011	Recert	07/02/2011	Late/Low	C2F251				
Sally Shepard	IHM2763	07/05/2011	SOC	07/07/2011	Early/High	C2F352				
Terry Thurgood	IHM1354	03/16/2011	ROC	07/06/2011	Early/Low	C3F251				
Clinician: Jane Smith Total Records: 4 Avg. CW:										
Brad House	IHM1698	07/01/2011	SOC	07/01/2011	Early/Low	C1F251				
James Baldini	IHM1564	02/03/2011	Recert	07/03/2011	Late/Low	C2F251				
Betsy Starr	IHM2268	07/04/2011	SOC	07/04/2011	Early/High	C2F352				
Emily Lemos	IHM1332	03/19/2011	ROC	07/07/2011	Early/Low	C3F251				

EXAMPLES FOR USE:

- Case Management
- Utilize daily to manage HHRG and PPS information for new assessments
- Run monthly for clinician average case weight and reimbursement

OCS HomeCare PPS Reimbursement Worksheet

Agency: OCS Home Health Agency Branch: N
 Provide: 999999
 Patient Name: Grace Grandma
 Patient ID: 55200912 SOC Date: June 13, 2008 Clinician: Nancy Nurse
 Asmt Type: SOC Asmt Date: June 14, 2008 Team: South

RAP Reimbursement: \$3,717 Up-Front Payment: SOC = 60% = \$2,330
 Episode Category: Early/Low Therapy Exp. Therapy (M2200): 7 visits
 HHRG / HPPS Code: C3F33 / 1CHMU Case Weight: 1.5506 \$3,577
 NRS Severity: Level 3 NRS Weight: 2.4712 \$ 140

Impact of episode timing and therapy visit changes on the reimbursement for this assessment:

Therapy Timing	Low	High	Very					
0-5	6	7-9	10	11-13	14-15	16-17	18-19	20+
Early	\$2,423	\$2,616	\$3,717	\$4,212	\$4,610	\$5,483	\$5,621	\$5,702
Late	\$2,213	\$2,638	\$3,444	\$3,892	\$4,030	\$5,240	\$5,672	\$5,910

Clinical Domain: 23 points

Primary	M1020	V57.1	M1024_A3	781.2	M1024_A4
Secondary	M1022-1	250.03	M1024_B3		M1024_B4
	M1022-3	V54.10	M1024_C3	428.00	M1024_C4
	M1022-5		M1024_D3		M1024_D4
	M1022-7		M1024_E3		M1024_E4
	M1022-9		M1024_F3		M1024_F4

Point Breakdown:

8	M1030+ Therapies	1 - IV
1	M1200 Vision	1 - Partially Impaired
1	M1202 Frequency of Pain	3 - Daily, but not constantly
0	M1308+ # of Pressure Ulcers	1 Stage 1 1 Stage 2 0 Stage 3 0 Stage 4
5	M1324 Most Prob PU Stage	2 - Stage 2
0	M1334+ Stage Ulcer Status	4 - NA
0	M1342+ Surg. Wound Status	1 - Fully Granulating
0	M1400 Dyspnea	0 - Never
0	M1620+ Bowel Incont.	0 - Rarely/never
0	M1630+ Ostomy	0 - No ostomy
1	M2030 Injectable Drugs	1 - Requires prep/reminders

Functional Domain: 8 points

0	M1810 Dressing	0 - Independent	M1820	0 - Independent
3	M1830 Bathing	2 - Minimal assistance required		
2	M1840 Toileting	2 - Bedside commode		
0	M1850 Transferring	2 - Bear weight and pivot		
3	M1850 Ambulation/Loco.	3 - Chairlift, able to wheel self		

Non-Routine Supplies Add-On, Point Breakdown: 32 Points Total

+ Included in both:	0	Therapies (M1030)	5	SU Status (M1334)	18	Bowel Incont. (M200)
0	Diagnoses	0	PU Count (M1308)	0	SW Status (M1342)	0
0	Diagnoses	0	Stomach (M1332)	0	Ostomy (M1630)	0
0	Diagnoses	0	Urinary Incontinence	2	Patient requires catheter	0

REPORT HIGHLIGHTS:

- Agency/Patient Demographics
- PPS Summary at start of episode
- Detailed Case Mix Drivers:
 - Clinical Domain
 - Functional Domain
 - NRS Add-On

Agency ID (M0010)

Completed Between and

Clinician Name

Team

Branch ID (M0016)

Payer(s)

Patient Name

Diagnosis

OCS HomeCare PPS Reimbursement Worksheet

Agency: OCS Home Health Agency
 Provider: 00009
 Patient Name: Grace Gramma
 Patient ID: 550091g
 Acmt Type: SOC
 SOC Date: 03/20/2010
 Admit Date: 03/22/2010
 Branch: N
 Clinician: Nancy Nurse
 Team: Socp

BAP Reimbursement: \$3,717 Up-Front Payment: SOC - 62% = \$2,330
 Episode Category: Early/Low Therapy Exp. Therapy (M2200): 7 visits
 HRS / HPP Code: CPT25 / TCHW Case Weight: 1.5508 \$3,537
 NRS Severity: Level 3 NRS Weight: 2.0712 \$140

Impact of episode timing and therapy visit changes on the reimbursement for this assessment:

Therapy Timing	Low					High				
	0-6	7-9	10	11-13	14-16	17-17	18-19	20+		
Early	\$2,423	\$2,616	\$3,717	\$4,212	\$4,610	\$5,483	\$5,621	\$5,702	\$4,461	
Late	\$2,213	\$2,638	\$3,484	\$3,892	\$4,030	\$5,240	\$5,672	\$5,010		

Clinical Domain: 23 points

Primary	M1020	V87.1	M1024_A3	781.2	M1034_A4
Secondary	M1022-1	250.03	M1024_B3		M1024_B4
	M1022-3	V54.10	M1024_C3	428.00	M1024_C4
	M1022-5		M1024_D3		M1024_D4
	M1022-7		M1024_E3		M1024_E4
	M1022-9		M1024_F3		M1024_F4

Point Breakdown:

All Diagnosis	7
---------------	---

Functional Domain: 8 points

M1830	Dressing	0 - Independent	M1820	0 - Independent
M1850	Bathing	2 - Minimal assistance required		
M1840	Toileting	2 - Bedside commode		
M1860	Transferring	2 - Bed weight and pad		
M1890	Amputation/LOCO	3 - Checklist, use to wheel self		


Non-Routine Supplies Add-On, Point Breakdown, 32 Points Total

Included in both:	0	Therapies (M1000)	5	SU Status (M1334)	18	Bowel Incont. (1620)
0	Diagnoses	0	PJ Count (M1305)	0	SW Status (M1342)	0
0	Cotony (M1630)					
0	M1312	# of Dress Socks	0			
0	M1610	Urinary Incontinence	2	Patient requires catheter		

EXAMPLES FOR USE:

- Episode reimbursement
- Data accuracy
- Care Planning
- Coding Practices
- Training staff

Frequently Asked Questions



6

Case Weight Values

Q: Why is my case weight different in the Executive Summary Report (ESR) vs. PPS Monitor Snapshot Report?

A: The ESR shows the **Average Case Weight at SOC** vs. the PPS Monitor Snapshot Report shows the **Average Case Weight at the Start of ALL Episodes**



13



PPS Details Report

Q: I have over 400 patients showing up in my PPS Details Report? How can I look at a more realistic number of patients?

A: Drill down the reports by clinician or patient

Agency ID (M0010)	ABC Home Care	Branch ID (M0016)	N/A	View Reports
Completed Between	9/25/2011 and 9/25/2011	Payer(s)	Any Payers	
Clinician Name	<input type="text"/>	Patient Name	<input type="text"/>	
Team	<input type="text"/>	Diagnosis	<input type="text"/>	



14



PPS Outcomes Reports

Q: Why is my visit utilization information for August not showing up on the OCS reports?

A: There are a couple things to look at:

- OASIS Submissions
- Billing Practices
- SmartLink Services



15



Risk Adjustment

Q: When will OCS reports include risk adjusted outcome measures?

A: CMS just released the risk adjustment algorithms and we are in the process of developing them

- We will let clients know when risk adjusted reports will become available!



16



Risk Adjustment

Q: How do you do the risk adjustment calculations?

A: CMS bases their risk adjustment calculation on a year's worth of data

- http://www.cms.gov/HomeHealthQualityInits/10_HHQIQualityMeasures.asp

We will apply the CMS methodology to our outcomes measures



17



Risk Adjustment

Q: Are process measures risk adjusted?

A: No, only the outcome measures are risk adjusted



18



Improving Medication Management

Q: To help my agency improve our medication management score, should we look at how we are utilizing process measures relating to medication?

A: Absolutely! Let me show you how!

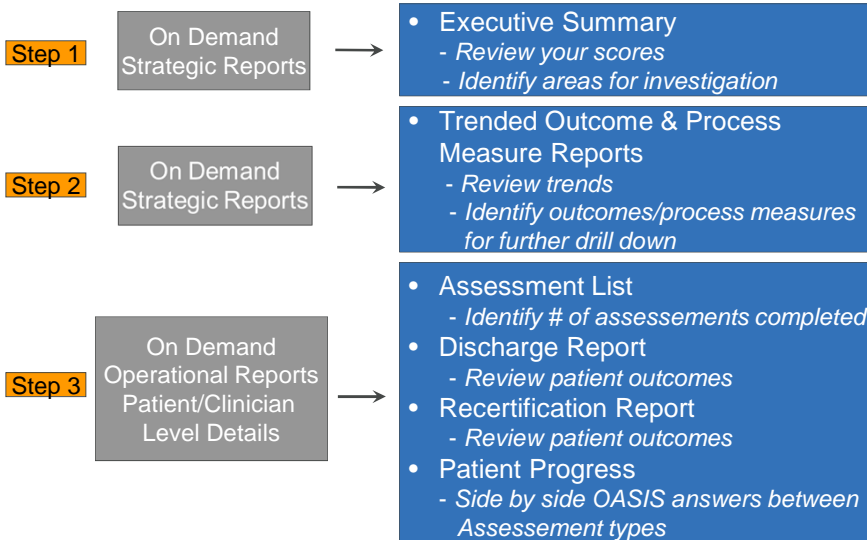


19

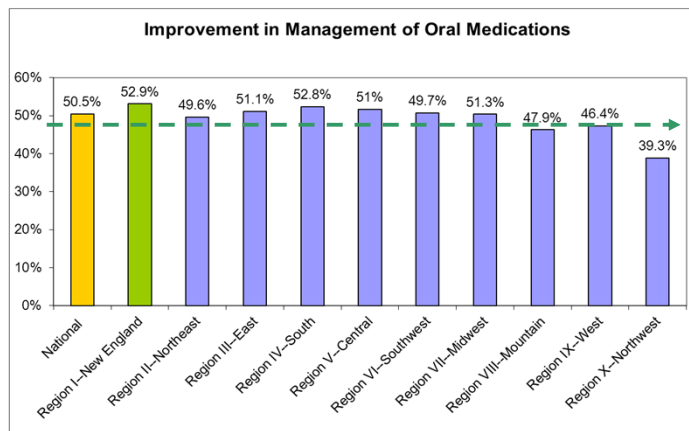


Improving Medication Management

HOME HEALTH CONNECTION



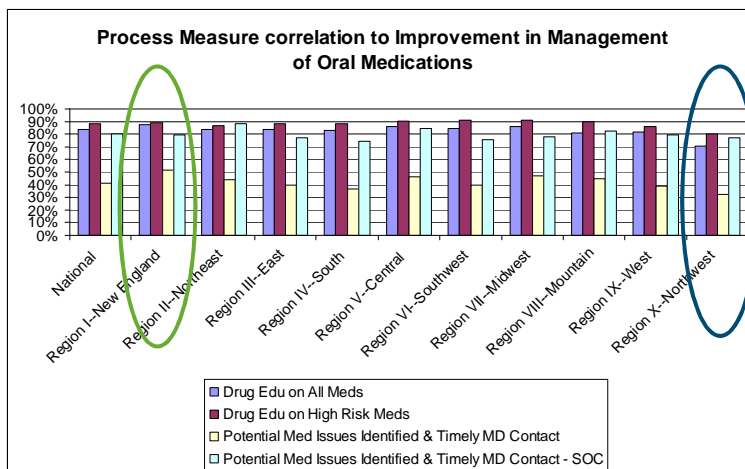
Improvement in Management of Oral Medications



2010 YTD © OCS, Inc. 2011



Outcome and Process Measure Correlation



2010 YTD © OCS, Inc. 2011



User Management

Q: I am the Connection Administrator, but I do not know how to activate reports – help!

A: Find [User Management]

The screenshot shows the OCS HomeCare Connection interface. At the top left is the OCS HomeCare logo, and at the top right is the word "Connection" in orange. Below the logo is the text "Client Logoff | Home | Help". The user information bar shows "Karen Smith", "Entity: 999999", "User: Karen Smith", and "Agency: ABC Home Care". A navigation menu on the left includes "Home Health", "Modify My Profile", and "User Management", with "User Management" circled in red. The main content area has tabs for "Inbox", "Report Folios", "Report Builder", "PEER", "PatientView", "OnDemand", and "Support". Below the tabs is a "Reports" section with a table:

Reports	Date Received
Announcing New Report Folios	10/4/2007 10:21:04 AM
Your PPS Impact™ Solution Guide	8/27/2007 10:30:21 AM

23

User Management (con't)

- Click on [Update User]

The screenshot shows the OCS HomeCare Connection interface with the "User Management" window open. The window title is "User Management". On the left is a menu with "Add New User", "Update User", "Change Password", and "Close", with "Update User" circled in red. The main content area says "Welcome to Connection User Management!" and "Here you can add and update user information, permissions, and passwords."

User Management (con't)

- Select the user you want to update by clicking on **[Select]**

OCS HomeCare Connection

Karen Smith Update User

1. Search for User
2. **Select User** Please select which user you would like to update.
3. User Info
4. Reports
5. Primary Entity
6. Additional Entities
7. Roles
8. Agencies
9. Branches

User ID	First Name	Last Name	Status	Is Admin
JJOHNSON	JONATHON	JOHNSON		NO
SSMITH	SAMMY	SMITH		NO
JONES	ZACKARY	JONES		NO



25



User Management (con't)

- Click on **4. Reports**

Update User

1. Search for User
2. Select User
3. User Info
4. **Reports** Please assign the appropriate report(s) for this user.
5. Primary Entity
6. Additional Entities
7. Roles
8. Agencies
9. Branches

User: 067133_DEMO

Report Name
<input checked="" type="checkbox"/> Tab: QA Interactive
<input type="checkbox"/> Actual Therapy Analysis OASIS C
<input type="checkbox"/> Case Mix OASIS C
<input type="checkbox"/> Completed Episode Analysis OASIS C
<input type="checkbox"/> Executive Summary OASIS C
<input type="checkbox"/> Expanded Outcomes OASIS C
<input type="checkbox"/> Expanded Process Measures OASIS C
<input type="checkbox"/> Hospitalization and Emergent Care

26

Save & Exit Previous Next Cancel

User Management (con't)

- Connection User Management Guide on eLearning Network

<http://www.ocshomecare.com/downloads/support/ConnectionUserManagementGuide.pdf>



27



Contact us:

OCS Client Support
Email: tech@ocsys.com
Phone: 866.641.8324

Strategic Advisor
Sue Blockberger-Miller MSN, RN
education@ocsys.com



28